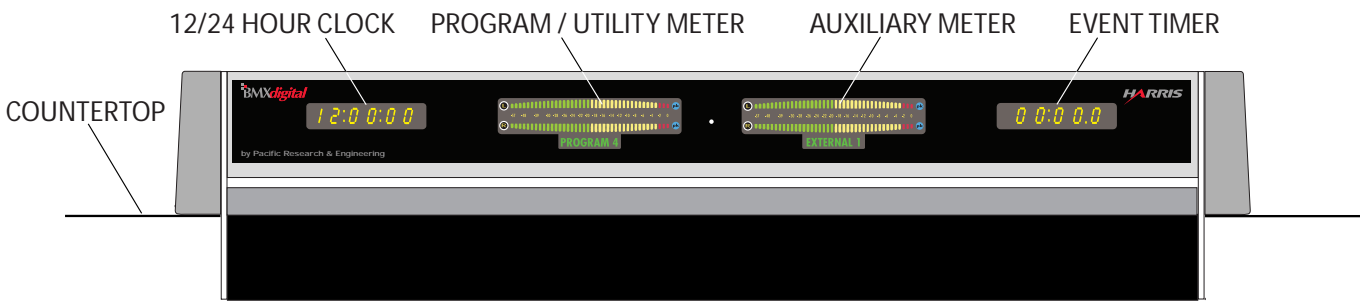
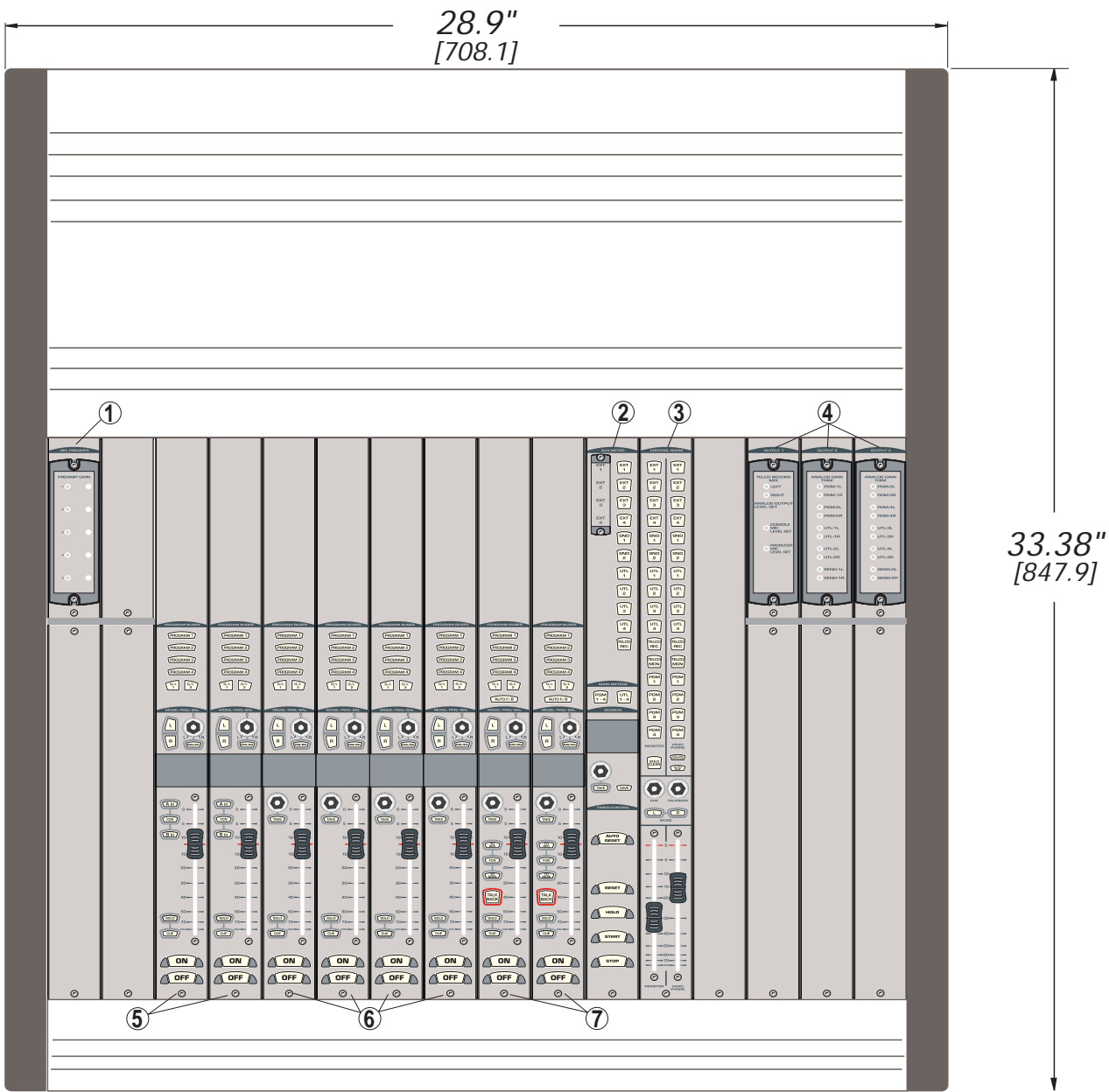


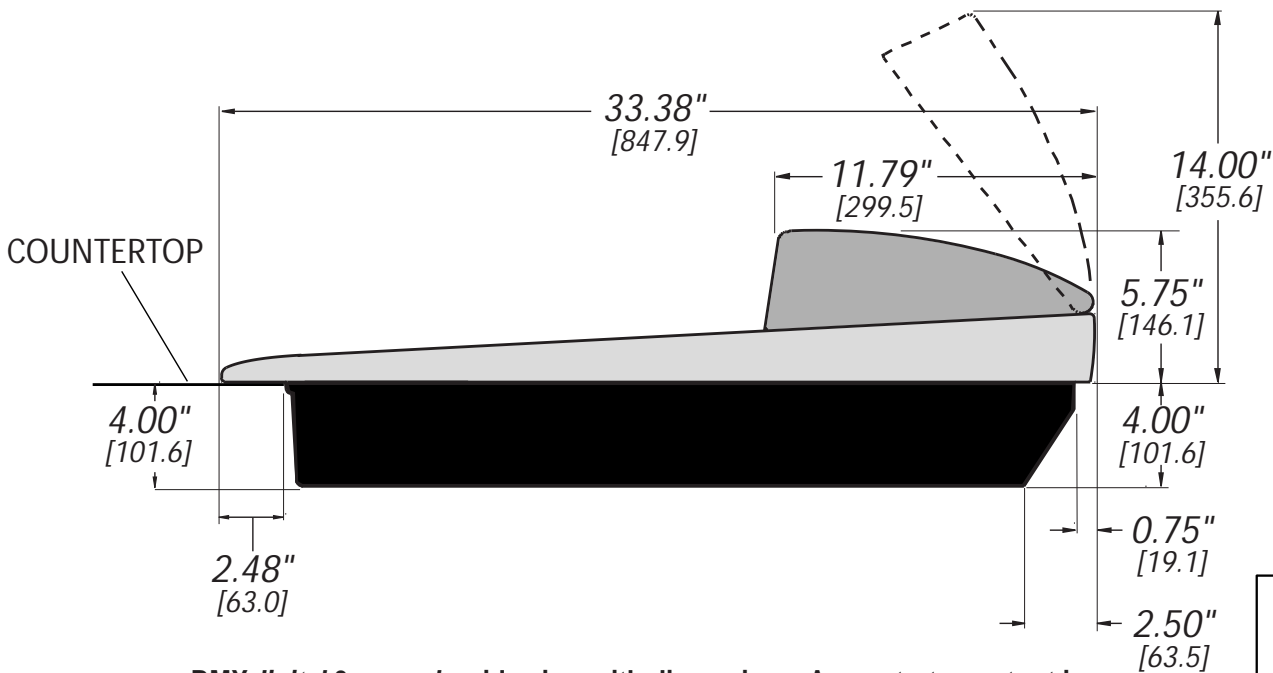
# BMXdigital-8 Console



BMXdigital-8 console, front-on view showing the Meter Panel features. The meter panel is hinged at the rear: opened, it allows for easy wiring access; closed it covers all audio and logic connections for normal day-to-day operation.



BMXdigital-8, top down view, shown populated with the standard modules: 5-input Mic Preamp (1), Session (2), Control Room Monitor (3) and Outputs (4). Reduced feature set input modules are shown: Universal Input (5), Router (6), and Telco (7). Full feature set input modules (which add Send and Utility bus controls) are also available along with an optional Studio Monitor module.



BMXdigital-8 console, side view with dimensions. A countertop cutout is required for the console frame. The cutout is 26.4" wide by 30.5" deep (front to back). The installed BMXdigital-8 console is 28.9" wide.

<div><div><div>HARRIS</div><div>BROADCAST COMMUNICATIONS DIVISION</div></div><div>DESIGNED BY PACIFIC RESEARCH &amp; ENGINEERING</div></div>				
INFORMATION SHEET, BMXDIGITAL-8 CONSOLE				
APPROVAL	SIZE	SCALE	DRAWING NO.	REV
	B	NO SCALE	71-1800	A
			SHEET 1 OF 1	